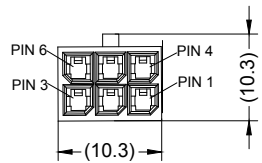


Revision Notes				
R1 - UPDATED MODEL NUMBER AS PER ECR CR-A420				
APA: S. ZHANG	Drawn: L. PILLAY	Checked: S. LAVER	Approved: B. JOHN	Date: 12/10/2016

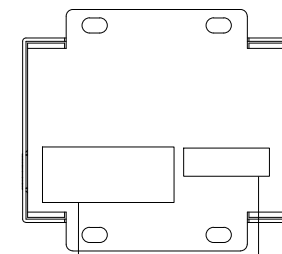

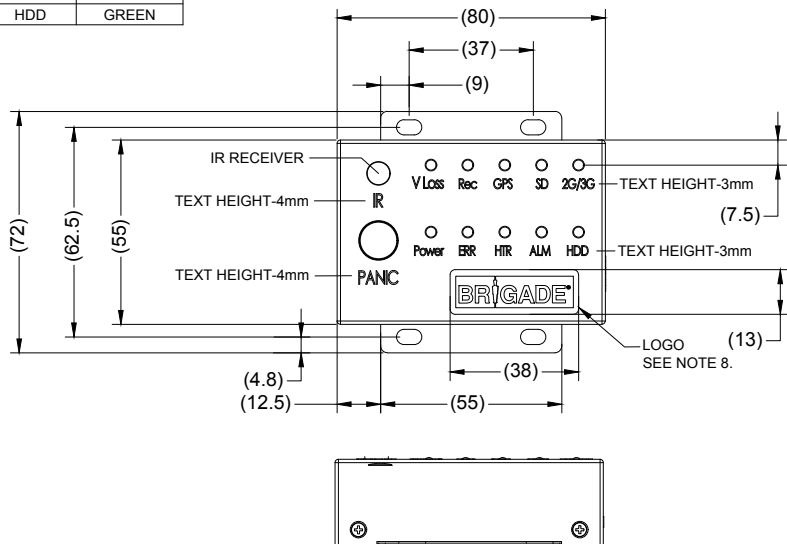
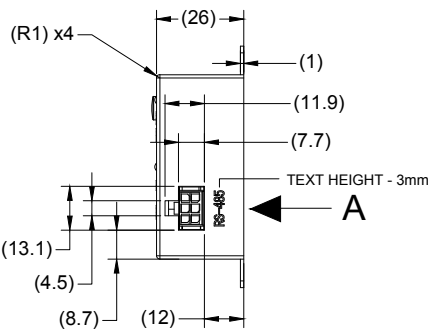
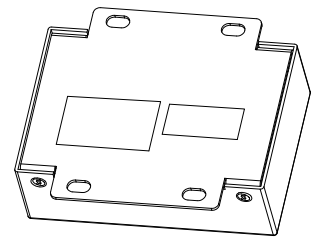
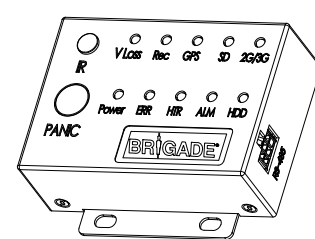
VIEW A



6-PIN MALE MATING FACE

PIN #	DESCRIPTION
1	+5V
2	485B
3	N.C.
4	485A
5	GND
6	N.C.

LED NAME	LED COLOUR
VLOSS	YELLOW
REC	GREEN
GPS	GREEN
SD	GREEN
2G/3G	GREEN
POWER	BLUE
ERR	RED
HTR	RED
ALM	RED
HDD	GREEN



SERIAL NUMBER LABEL LOCATION
PRODUCT NUMBER LABEL LOCATION

- NOTES:
- REFERENCE INSTRUCTION MANUAL FOR FUNCTIONALITY.
 - FOR PRODUCT LABEL REFER TO LATEST REVISION OF DRAWING BE-003110-XX-15.
 - FOR SERIAL NUMBER LABEL REFER TO LATEST REVISION OF DRAWING BE-003112-XX-15
 - ANY CUSTOMER MODIFICATION OF THIS PRODUCT CAUSING SUBSEQUENT FAILURE IS NOT A LIABILITY OF BRIGADE ELECTRONICS GROUP PLC.
 - FINISH: BLACK
 - PRINTED TEXT TO BE WHITE
 - PANIC BUTTON: RED
 - FOR BRIGADE LOGO SEE BRIGADE-SMALL-LOGO STICKER 3813-4526(01.10.05.219)-V1.0.

ITEM	PART NUMBER	DESCRIPTION
①	5084	REMOTE STATUS AND INTERFACE PANEL
②	4873	6M CABLE FOR REMOTE STATUS AND INTERFACE PANEL (NOT SHOWN)

PROPRIETARY NOTICE
THIS DESIGN AND TECHNICAL INFORMATION APPEARING ON THIS DRAWING IS THE PROPERTY OF BRIGADE ELECTRONICS, AND IS DISCLOSED IN CONFIDENCE. IT IS NOT TO BE COPIED, REPRODUCED, REVEALED TO OR EXPROPRIATED BY OTHERS, EITHER IN WHOLE OR IN PART WITHOUT THE EXPRESS WRITTEN CONSENT OF BRIGADE ELECTRONICS.



Assembly Pl Approval P.YANG	Approved by B.JOHN	Checked by M.BUTLER	Released 21/07/15	Drawn by L.PILLAY	Assembly Ref 01.09.01.34.02.611
Angle of Projection Third Angle	Units mm	Scale N/A	Status RELEASED	MDR-RP-01	
			Part No 4872	BE-003095-01-15	